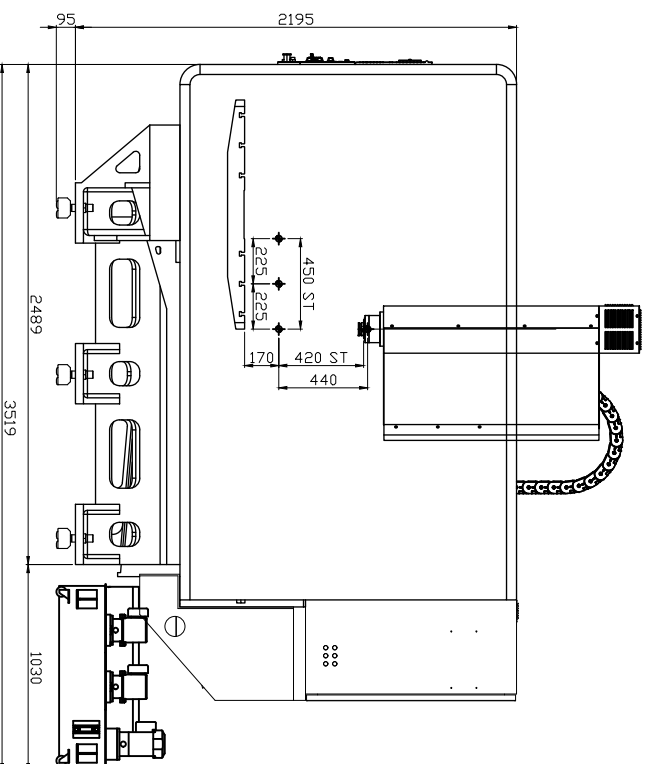
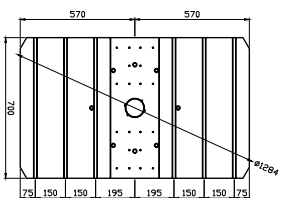
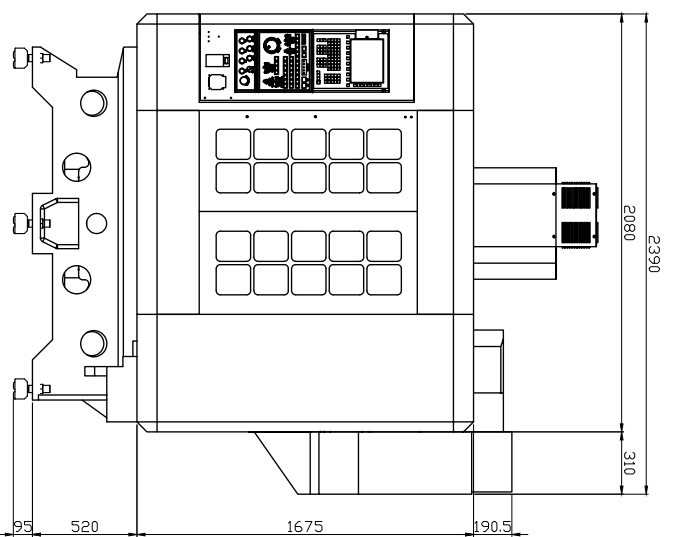
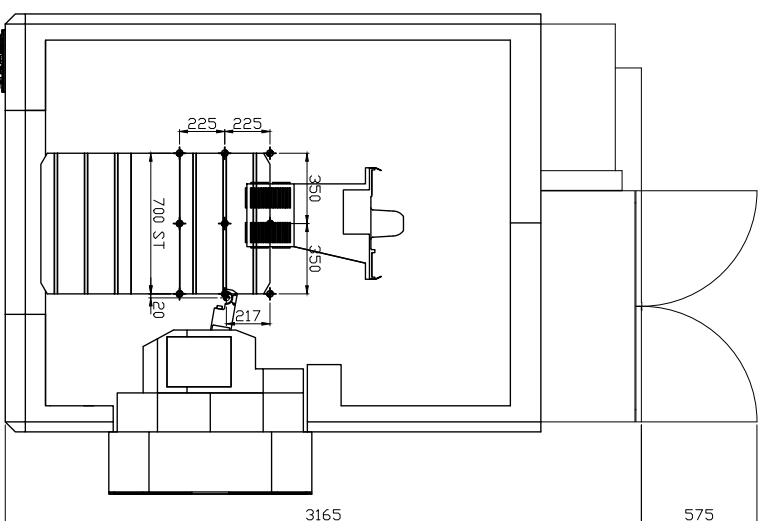




KM450D

**Installation
Packet**



| UNIT No. | UNIT NAME | REMARK |
|----------|-----------|--------|
| A 00 | 00 | |
| B 00 | 00 | |
| C | | |
| D | | |
| E | | |

직용 호기 : #

THIS DRAWING IS THE PROPERTY OF KOMATECH. IT IS TO BE USED FOR THE PROJECT AND NOT BE LOANED, REPRODUCED, COPIED, EITHER WHOLLY OR PARTIALLY, OR TRANSMITTED IN ANY FORM OR BY ANY MEANS, WITHOUT OUR WRITTEN CONSENT.

| REVISION | DATE | BY | CHK | APP | REVISION | DATE | BY | CHK | APP |
|----------|------------|-----|-----|-----|----------|------------|-----|-----|-----|
| 1 | 2021.01.27 | E00 | | | 2 | 2021.01.27 | E00 | | |
| 2 | 2021.01.27 | E00 | | | 3 | 2021.01.27 | E00 | | |
| 3 | 2021.01.27 | E00 | | | 4 | 2021.01.27 | E00 | | |
| 4 | 2021.01.27 | E00 | | | 5 | 2021.01.27 | E00 | | |

KOMATECH A1

LAY-OUT part

SMART MACHINE TOOL

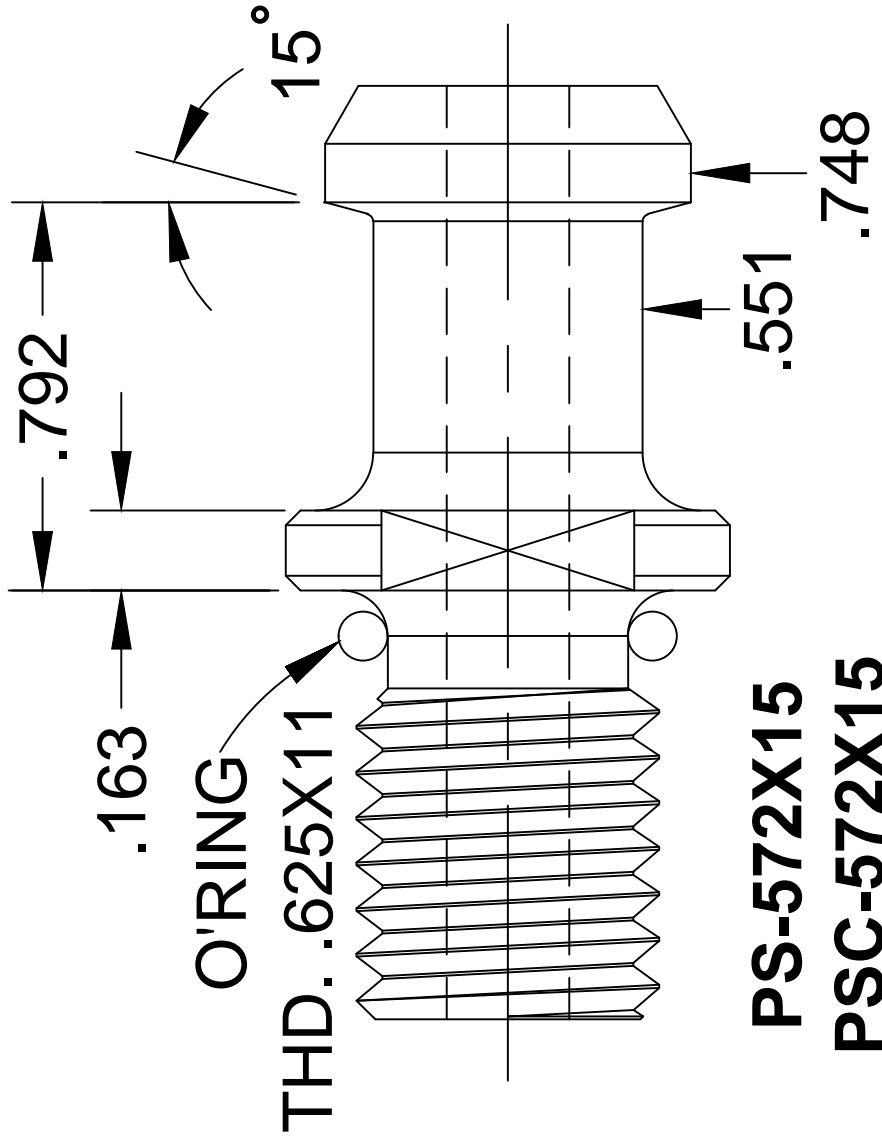
KM450 Specs

| SHIPPING DIMENSIONS |
|---------------------------|
| 134" x 90 x 101 @ 12,790 |
| 194" x 46 x 82 @ 3,308 |

| AIR Requirements |
|------------------------|
| Pressure: 75-100 PSI |
| Consumption: 5-10 SCFM |

| Power Requirements |
|-------------------------------|
| Voltage: 3 phase 220V +/- 10% |
| KVA:40 |
| Amps @ 220V : 105 |

| Fluid Requirements |
|------------------------------------|
| Coolant: 98 gallons * |
| Type: Customer preference |
| Hydraulic: 10 gallons * |
| Type: DTE 24 (or equivalent) |
| Chiller: 6 Gallons * |
| Type: Velocite #6 (or equivalent) |
| Lube: 2 liters |
| Type: T68 way lube (or equivalent) |
| * : Required at install |



PS-572X15
PSC-572X15