

SMART
MACHINE TOOL

SL 260

**Installation
Packet**

2.3. Overall drawing

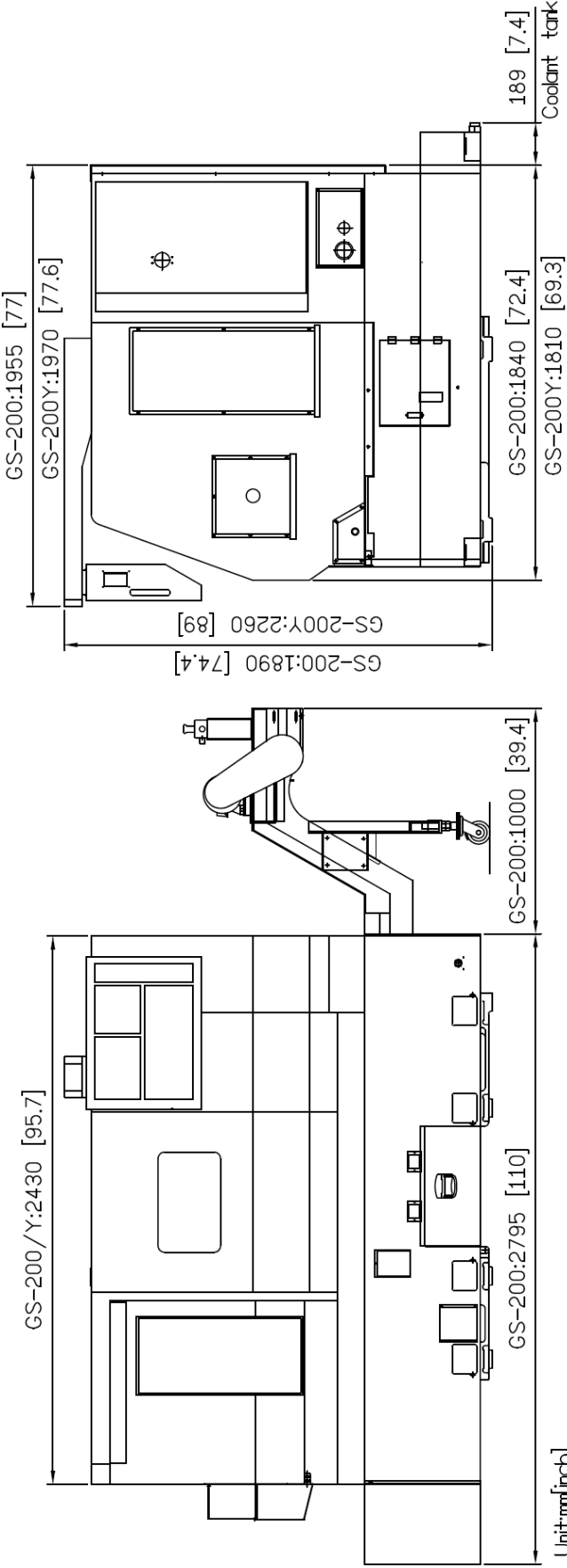


Fig. 2.3.1 Machine Size

3.2 Requirements of the foundation

The foundation has great effects on the accuracy of the machine, and machining accuracy by machine installation.

Therefore, a foundation site must be selected with full care.

* Dimension should be according to the conditions of the ground.

* Foundation strength: over than 35.8 kPa ◦

: 35.8 kPa / : 32.2 kPa)

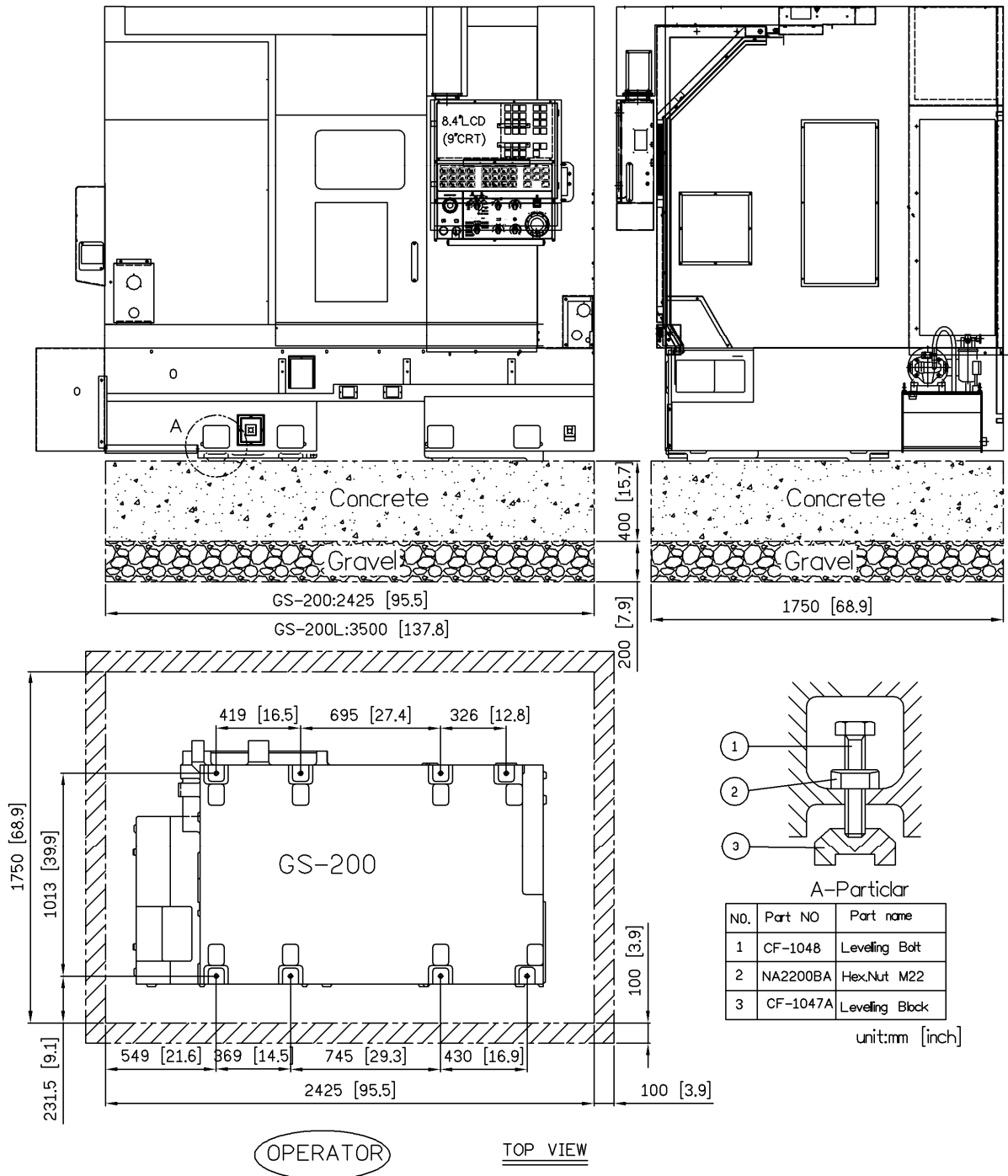


Fig. 3.2.1

Conestoga Trailers arranged by Walsh Logistics required for all machine shipments

Model	Description	ESTIMATED PACKING	
		(Size - FEET)	(Size - LBS)
SL 15	MACHINE	9'7 x 7'6 x 6'11	8,333
SL 20	MACHINE	9'7 x 7'6 x 6'11	8,333
SL 26	MACHINE	9'8 x 7'7 x 6'11	8,333
SL 15M	MACHINE	9'7 x 7'6 x 6'11	8,708
SL 26M	MACHINE	9'8 x 7'7 x 6'11	8,863
SL 15YS	MACHINE	11'11 x 7' x 7'8	8,598
SL 20YS	MACHINE	11'11 x 7'7 x 7'8	8,598
SL 280LYS			
SL 200	MACHINE	13'11 x 7'5 x 6'9	11,023
SL 260(M)	MACHINE	16'5 x 7'5 x 7'4	11,023
SL 280(M)	MACHINE	14' x 7'7 x 6'10	13,029
SL 280L	MACHINE	16'5 x 7'5 x 7'4	13,228
SL 3500	MACHINE	17'3 x 7'7 x 8'	20,613
SL 4500	MACHINE	17'9 x 7'7 x 8'	21,980
SL4500L	MACHINE	21' x 7.5' x 8.4'	32,017
SL 5500			

2.7. Tools information
2.7.1. Standard turret tooling system

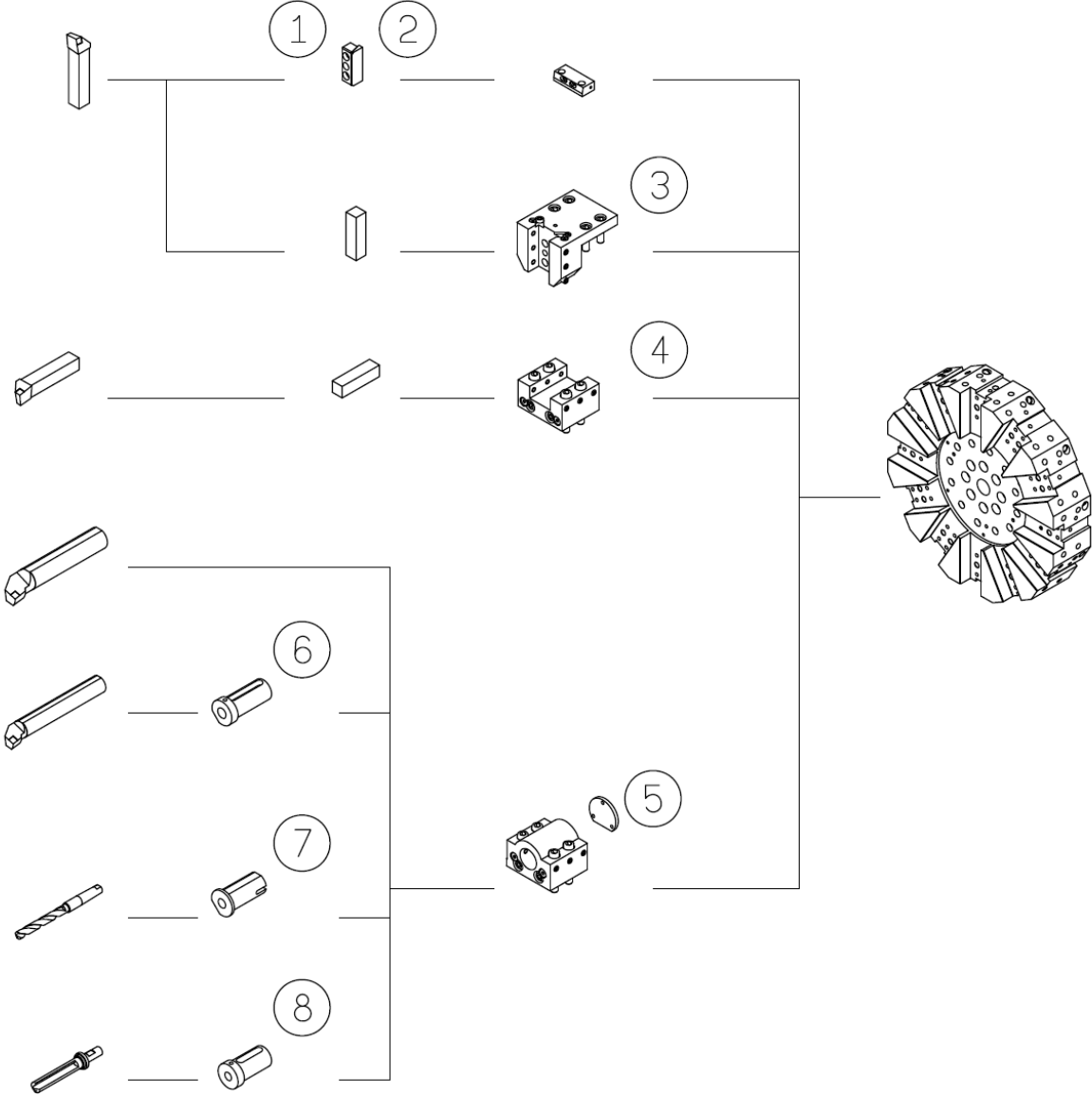


Fig. 2.7.1 10/ 12 Stations tooling system (lifting turret disk technology)
*The information of tooling system please refer to Ch. 7.1.2

12 Stations		Metric		British (Inch)		Qty.
No.	Part Name	Part No.	Spec.	Part No.	Spec.	
1	Clamp piece	CV-3046	□25	CV-3046	□1	6
2	Clamp piece	CV-3045	□25	CV-3045	□1	6
3	O.D. Cutting Tool Holder	CV-3096B	□25	CV-3096D	□1	2
4	Face Cutting Tool Holder (R) / (L)	CZ-3107	□25	CZ-31A7	□1	1
5	Boring Bar Holder	CZ-3108	φ 40	CZ-31A8	φ 1.5	6
6	Boring Socket	CJ-3016A	φ 12	CJ-3112A	φ 0.5	1
		CJ-3016B	φ 16	CJ-3112B	φ 0.625	1
		CJ-3016C	φ 8	CJ-3112C	φ 0.275	1
		CJ-3016D	φ 10	CJ-3112D	φ 0.25	1
		CJ-3016E	φ 6	CJ-3112E	φ 0.325	1
		CJ-3014A	φ 20	CJ-3110A	φ 0.75	1
		CJ-3014B	φ 25	CJ-3110B	φ 1	1
		CJ-3014C	φ 32	CJ-3110C	φ 1.25	1
7	Drill Socket	CV-3203A	φ 16	---	---	1
		CV-3203B	φ 20	---	---	1
		CV-3203C	φ 25	CV-3204A	φ 1	1
		CV-3203D	φ 32	CV-3204B	φ 1.25	1
8	Boring Bush	CJ-3010	MT-2	CJ-3107	MT-2	1
		CJ-3011	MT-3	CJ-3113	MT-3	1